
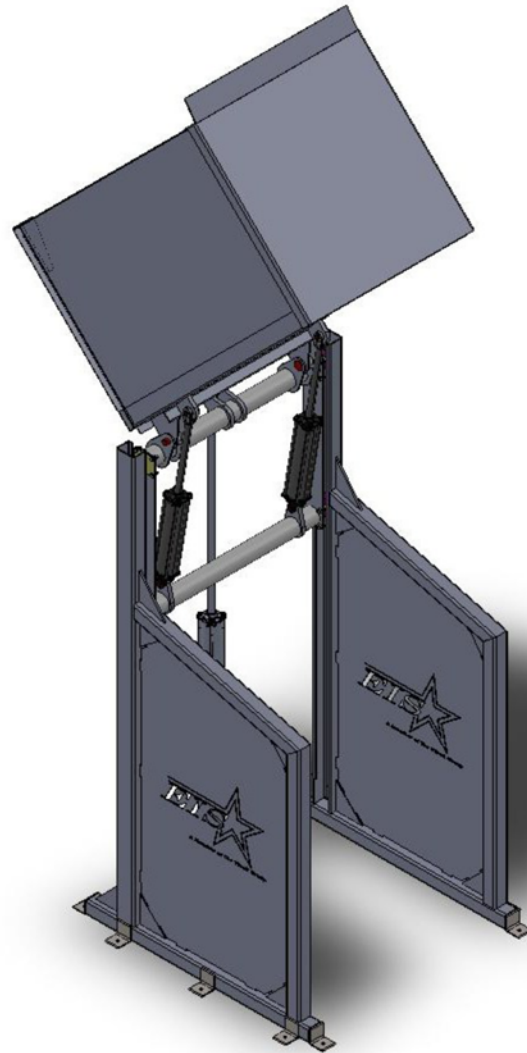
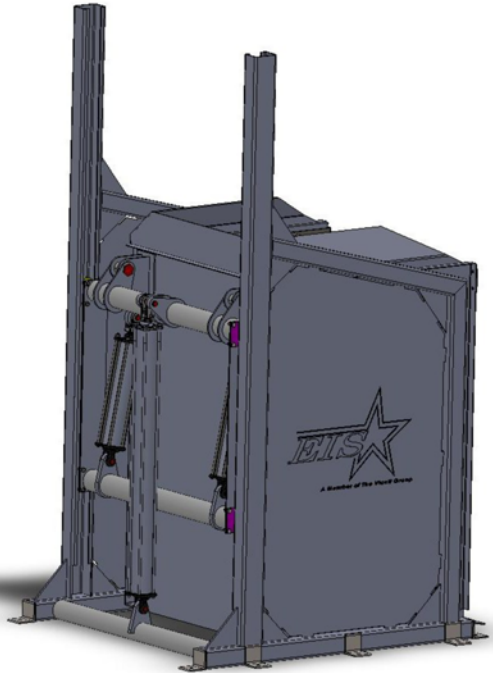


HI—LIFT DUMPER

MODEL: EIS-HL-3000



A Member of The Vincit Group



www.vincitgroup.com
saleseis@vincitgroup.com

FEATURES:

- All heavy duty stainless steel construction
- Manual control valve
- Juice collector
- Sanitary design and construction
- Glass-bead finish

OPTIONS:

- Stainless Steel Cylinders
- NEMA 4 Enclosure and controls
- Safety Bar
- Discharge chute

SPECIFICATIONS:

- Dimensions: Made to Order
- Electrical: 230/460 3-Phase 60-Amp / Hydraulic 1000 PSI
- Weight Limit: 2,500 lbs
- Dump Height: Up to 120"

